

Dulux Luxafloor ECO2 Eggshell





NZDI1412

Description
LUXAFLOOR ECO2 is a low build, water borne, two pack epoxy floor coating that provides a hardwearing surface. It is ideal for use in areas subject to foot traffic. Can be applied as a slip resistant finish to provide maximum safety by using a suitable aggregate. Refer to Product Data Sheet NZDI1413 LUXAFLOOR Aggregate. LUXAFLOOR ECO2 is ideal for use in internal floor areas where the odour of conventional epoxy floor coatings prevents their use.

Features And Benefits	
<ul style="list-style-type: none"> Extremely tough film. Water borne epoxy floor coating in a selected range of colours. Excellent adhesion to concrete. Good chemical resistance. Low VOC - less than 10g/l. Low odour. 	<ul style="list-style-type: none"> Hard wearing. Water borne

Uses
Suitable for interior and exterior concrete floors.

Performance Guide			
Weatherability	Some chalking and yellowing will occur with exterior exposure if not top coated. This will not detract from the resistance properties of the coating.	Salts	Unaffected by splash and spillage of neutral and alkaline salt solutions.
Heat Resistance	Up to 120 Deg C dry heat.	Water	Excellent resistance to fresh and salt water.
Solvents	Resists splash and spillage of aromatic and aliphatic hydrocarbon solvents and alcohols.	Abrasion	Excellent when fully cured. CS-17 Wheels 120mgm/1000 cycles. (Taber Abraser 1000gm load/wheel)
Acids	Suitable for splash and spillage exposure to dilute acids.	Alkalis	Excellent resistance to splash and spillage of most alkalis.

Typical Properties			
Finish	Eggshell	Colour	Selected range of factory made and tinted colours.
Components	2	Pot Life	2 hours (10L Pack, 25 Deg C)
Mixing Ratio (V/V)	Part A: 1 Part B: 2 by volume	Thinner	Not recommended
Suitable Substrates	Suitably prepared concrete.	Line/Shade	<ul style="list-style-type: none"> 714-89840 (Part A) 976-89841 (Part B)
Application Methods	 Air Spray  Airless Spray  Brush  Roller		
Application Conditions		Min	Max
	Air Temperature	5	35
	Substrate Surface Temperature	5	35
	Relative Humidity		85
	Solids By Volume	42	
		Min	Max
	Wet Film Per Coat (microns)		Recommended
	Dry Film Per Coat (microns)		155
	Recoat Time (min)	4 Hours	48 Hours
	Theoretical Spread Rate (m²/L)		6.5

Hardener Details

Hardener Title

	Coating Thickness (microns)			Recommended	Application Conditions (°C)		
	Min	Max			Min	Max	
Wet Film per Coat					Air Temp.		
Dry Film per Coat					Substrate Surface Temp.		
					Relative Humidity		
					Concrete Moisture Content		
Solids By Volume	42		V.O.C. Level	<10g/L	Pot Life	2 Hours (10L, 25C)	
# Drying characteristics at 65 microns dry film thickness							
Temperature	Humidity	Touch	Handle	Full Cure	Recoat Min	Recoat Max	
10 C	50%	2.5 Hours	48 Hours	7 Days	7 Hours	48 Hours	
25 C	50%	1 Hour	24 Hours	7 Days	4 Hours	48 Hours	

TYPICAL SPREADING RATE AT RECOMMENDED DRY FILM BUILD

A spreading rate of 6.5sq. meters per litre corresponds to 65 microns dry film thickness assuming no losses. Practical spreading rates will vary depending on such factors as method and condition of application and surface roughness

Hardener Section Footer

These figures are given as a guide only, as ventilation, film thickness, humidity, thinning and other factors will influence the rate of drying.
 NOTE – Temperatures above relate to the floor/substrate temperature and not the ambient temperature.
 1 Do not use any product past its pot life. Product past its pot life may still appear fit for use but will develop substantially reduced gloss and may show excessive brittleness.
 2 Higher film builds can be achieved by spray application but this will extend drying times.
 3 If the maximum overcoat interval is exceeded then the surface MUST be abraded to ensure maximum intercoat adhesion.

Surface Preparation

Concrete: Remove all laitance, form release, curing compounds, oil, grease and other surface contaminants. Diamond grind, track or light shot-blast to provide suitable profile. Remove all dust by vacuum cleaning. Fill any large voids exposed using Luxepoxy Filler. Cement based substrates should be at least 21 days old before coating.

Application Guide	
Application Method	All equipment previously used with solvent based paints should be flushed sequentially: firstly with acetone, then with Ethanol (Methylated Spirits) and then water before use. Stir each can thoroughly until the contents are uniform. Use of a power mixer is recommended. Ensure bases have been tinted to the correct colour before use – DULUX ASSUMES NO RESPONSIBILITY FOR THE APPLICATION OF AN INCORRECT COLOUR. Mix the contents of both packs together thoroughly using a power mixer and allow to stand for 3 minutes. Box all containers before use to ensure colour consistency. Remix thoroughly before using. To ease application and penetration into the concrete surface the first coat maybe thinned up to 15% with fresh potable water. (Add the water with stirring after the Part A and Part B have been thoroughly mixed together).
Brush/Roller	Roller application suitable for use on concrete floors by applying even coats of mixed material to the prepared surface. It is recommended that typical "X" and "Y" roller patterns be used, working in small areas of up to 10m ² at a time, keeping a wet-edge moving forward. When brushing and rolling additional coats may be required to attain the specified thickness.
Conventional Spray	Typical Set-up Graco Delta Gun: 1.8mm (239543) Pressure at Pot: 70-100 kPa (10-15 p.s.i.) Pressure at Gun: 380-415 kPa (55-60 p.s.i.)
Airless Spray	Standard airless spray equipment such as a Graco 30:1 President with a fluid tip of 17-21 thou (0.43-0.53mm) and an air supply capable of delivering 550-690 kPa (80-100 p.s.i.) at the pump.
Precautions	This is an industrial product designed for use by experienced coating applicators. Where conditions may require variation from the recommendation on this Product Data Sheet contact your Dulux representative or the call Dulux Customers Services for advice prior to painting. Do not apply in conditions outside the parameters stated in this document without the express written consent of Dulux New Zealand. Do not use any product past its pot life. Product past its pot life may still appear fit for use but will develop substantially reduced gloss and may show excessive brittleness. Freshly mixed material must not be added to material that has been mixed for some time. The rate of cure is dependant upon temperature. Do not apply at temperatures below 5 Deg C or where the surface temperature is below 5 Deg C. Do not apply at relative humidity above 85% or when the surface is less than 3 Deg C above the dewpoint. Product should be protected against ponding water for 24 hours after application. After this period ponding water may cause temporary lightening of the colour which will recover after the surface is dried. When applying this product to broad surfaces such as floors use only one application method to avoid colour variation.
Clean Up	Clean up water & methylated spirits

Overcoating
Aged coating should be tested for lifting by a method suitable to the coating thickness, for example 'X' cut or crosshatch methods. If it lifts, remove it. The surface must be free of oil, grease and other contaminants. If the coating has exceeded the maximum recoat interval then abrade the surface. High-pressure water blast at 1,200 - 1,500 p.s.i. to remove loosely adhering chalk and dust.

Health And Safety	
Safety Precautions	# Read Data Sheet, Material Safety Data Sheet and any precautionary labels on containers.
Storage	Both components are not classified as dangerous goods for transport or storage. Store in well ventilated bunded area under cover and away from sources of heat. Keep containers closed at all times.
Handling	As with any chemical, ingestion, inhalation and prolonged or repeated skin contact should be avoided by good occupational work practice. Eye protection approved to AS1337 should be worn where there is a risk of splashes entering the eyes. Always wash hands before smoking, eating, drinking or using the toilet.
Using	# Use with good ventilation and avoid inhalation of spray mists and fumes. If risk of inhalation of spray mists exists, wear combined organic vapour/particulate respirator. When spray painting, users should comply with the provisions of the respective State Spray Painting Regulations.
In the case of emergency, please call 0800 734 607	

Transport And Storage
Dangerous Goods Part A
Dangerous Goods Part B

Disclaimer

Dulux, Selleys and Other marks followed by ® are registered trademarks. Marks followed by the symbol of ™ are trademarks.

The data provided within the Duspec system is correct at the time of publication, however it is the responsibility of those using this information to check that it is current prior to specifying or using any of these coating/product systems.

DISCLAIMER: Any advice, recommendation, information, assistance or service provided by any of the divisions of DuluxGroup (New Zealand) Pty Ltd or its related entities (collectively, DuluxGroup) in relation to goods manufactured by it or their use and application is given in good faith and is believed by DuluxGroup to be appropriate and reliable. However, any advice, recommendation, information, assistance or service provided by DuluxGroup is provided without liability or responsibility PROVIDED THAT the foregoing shall not exclude, limit, restrict or modify the right entitlements and remedies conferred upon any person or the liabilities imposed upon DuluxGroup by any condition or warranty implied by Commonwealth, State or Territory Act or ordinance void or prohibiting such exclusion limitation or modification. Coating/product systems can be expected to perform as indicated on the Duspec Spec Sheet so long as applications and application procedures of the individual products are followed as recommended on the appropriate Product data Sheet. "DuluxGroup" "Dulux" "Selleys" "Berger" "Berger Gold Label" "Hadrian" "Walpamur" "Levene" "Acratex" and Other marks followed by ® are registered trademarks. Marks followed by the symbol ™ are trademarks.

Please note that this document is only valid for 60 days from the date of issue.

DuluxGroup (New Zealand) Pty Ltd 150 Hutt Park Road NZ ACN 133 404 118